



# Switchback<sup>®</sup>

Find your fit – stand or sit. Achieving the perfect position maximizes ergonomics and minimizes fatigue or injury. With the press of a button, you can make our Switchback elevate the way you work while ensuring it matches your unique needs. Configure your height-adjustable table with a variety of leg options and an extensive portfolio of top shapes and workstation add-ons. All that and quick installation make Switchback a leading solution in simplicity and endless versatility.

**SitOnIt • Seating<sup>®</sup>**

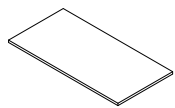
[sitonit.net/switchback](https://sitonit.net/switchback)

# Switchback®

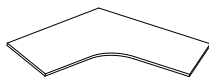


## FEATURES

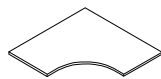
- With a height range of 22.6" to 48.7" (including 1-1/8" top), anyone can find their ideal position.
- Fit any style with 28 different durable tabletop laminate options
- Gyro anti-collision technology from a patented sensor stops (and retracts) the table when it makes contact with any object.
- Push-button controls with four user-customized positions.
- 2-leg Switchback installs in 10 minutes or less.
- The 2-leg table can support 250 lb and the 3-leg version can support 330 lb.
- Standby power consumption: <0.1W; 98.5" power cord.
- Noise level: approximately 39 dB (not including ambient noise).
- Chicago Code Compliant (3 conductor type cord with grounded 3 prong molded case plug).
- Meets G1 ANSI BIFMA Certification.



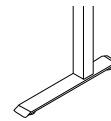
**Rectangle**  
Supports Tops  
48" – 72" wide



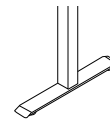
**120°**  
Supports Tops  
42" – 48" wide



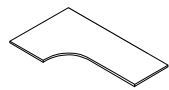
**90°**  
Supports Tops  
48" – 60" wide (left or right)



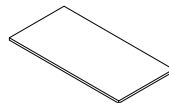
**C-Leg**



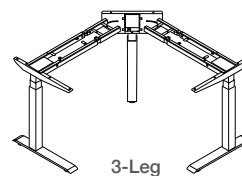
**T-Leg**  
(2-Leg Only)



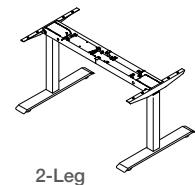
**Extended Corner Top**  
Supports Tops  
60" – 72" wide (left or right)



**Return Top**  
Supports Tops  
24" – 42" wide




**3-Leg**




**2-Leg**

## Tabletop finishes

### GRADE 1



Walnut Amati   Sandalwood   Driftwood   Ankara Cherry




Cabinet Maple   Queenston Oak   Brazilian Walnut   Libretti



Folkstone Grey   Black   White

### GRADE 2



Colombian Walnut   Neo Walnut   Skyline Walnut   Steel Mesh   Portico Teak   Uptown Walnut



Tuscan Walnut   Manitoba Maple   Field Elm   Grey Elm   Kingswood Walnut   Classic Linen



Crisp Linen   Platinum   Grey   Frosty White   Designer White

## Table base finishes



White



Silver



Black