

COM/COL INSTRUCTIONS

- Fabric testing request
- Fabric direction instructions

CONTACT INFORMATION

Dealer _____ Contact Name _____

Address _____ City _____ State _____ Zip _____

Phone _____ Fax _____ Email _____

ORDER INFORMATION

Purchase Order Number _____ Model Number _____ Quantity _____

TEXTILE INFORMATION

Manufacturer _____ Pattern _____ Colorway _____

Total Yardage Shipped (for COM/COL) _____

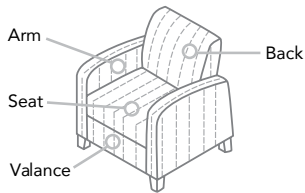
FABRIC DIRECTION

Is there a desired top and bottom to the fabric application?

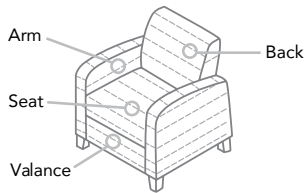
- Yes No

Is the fabric a stripe or two-color plaid?

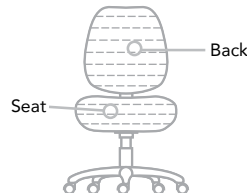
- Yes No



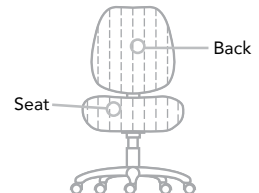
Standard



Rotated



Standard



Rotated

Our standard and rotated fabric directions are depicted above. Indicate the desired fabric direction for each applicable component in the check boxes below.

- Seat (ottoman side): Standard Rotated
 Back (ottoman top): Standard Rotated
 Arm: Standard Rotated
 Valance: Standard Rotated

TEXTILE SAMPLE

To avoid confusion you may wish to attach a sample textile with the desired face and direction indicated.

FABRIC & COM/COL

UNMATCHED PATTERN MATCHING

IDEON is the industry leader in pattern matching. Our PatternMatch™ expertise links patterns to chair components for a unified look across the back, front, seat and valance. Fabric for the right and left arms are cut to be mirror images. With this technology, every chair is a perfect match.

And the match can be replicated, even years later. If a replacement seat, back, valance – or even a complete chair – is needed, PatternMatch ensures the replacement perfectly matches the original.

FABRIC DIRECTION

Patterned fabric may be oriented to your liking. Each upholstered component (seat, back, arm, valance) can be positioned independently.

Dotted lines on the chair images on the next page represent how we judge how directional patterns travel. If you wish the pattern to travel according to our standard direction for each component, do nothing or add “S” to the manufacturer/pattern/colorway information on your order. If you wish the pattern to be rotated, select “Rotate Fabric Direction 90 Degrees” in the Final Price Calculation worksheet or add “R” to the manufacturer/pattern/colorway information on your order.

Example

Back or Front & Top Panel (ottoman)		\$
Textile Manufacturer:	_____	
Textile Pattern:	_____	
Textile Colorway:	_____	
<input type="checkbox"/> Rotate Fabric Direction 90 Degrees		

To ensure desired fabric direction, use the form on page 8.

All fabric will be applied in the standard direction unless otherwise specified. Since some fabrics may be bi-directional with a subjective dominate direction, IDEON reserves the right to use its own judgment and will apply the fabric in what is determined to be the best manner. To ensure we meet your expectations, some upholstery selections may require visual verification prior to production. Visual verification orders will not be scheduled for production or acknowledged with a ship date until the customer has approved the visual image.

COM

The COM/COL textile must be approved prior to order fulfillment.

COM/COL textiles can be sent to:

SitOnIt Seating/IDEON
6280 Artesia Blvd.
Buena Park, CA 90620
Attention: COM Engineer